



RS06 | STAND-ON COMPACT LOADER AND ATTACHMENTS



RS06: EXCLUSIVE FEATURES


Compact in size, packed with performance and features, RIPPA's Stand-on Compact Loader conquers the toughest of tasks yet is nimble enough to get in tight spaces.



ENGINE

**KUBOTA D1105 ENGINE,
RATED POWER 18.2KW
(24.4HP)**

- High-Efficiency power output
- Low fuel consumption
- Low noise & vibration



PUMP

**LOAD-SENSING
PISTON PUMP**

- Flow rates of 112.5 L/min
- Keep the hydraulic system stable
- Smooth operation, excellent compound action



VALVE

**LOAD-SENSING
MULTI-SECTION VALVE**

- Automatically adjust flow and pressure
- Responsive handling with smooth multi-tasking.
- Less heating, longer lifespan
- Eco-friendly and fuel-saving, reducing overall operating costs



TRACK

INTEGRATED TRACK DESIGN

- Low ground pressure, good ground protection
- Smooth driving with little vibration
- Strong grip and high passability

RS06-2 RIPPA



POWER & PERFORMANCE



KEY FEATURES




» Kubota D1105 engine, rated at 18.2 kW (24.4 HP), delivers strong power with low fuel consumption, reliable performance, and easy maintenance.

» Hydraulic pump directly connected to the engine reduces maintenance.



» The bucket features vertical lift capability, allowing it to reach higher and farther than competitors' arms. The maximum dump height is 1550mm, and the maximum load capacity is 600kg.



» 1475kg(3252 lb) combined with 80L/min 21.1gpm auxiliary hydraulic flow make for a powerful and productive compact utility skid steer loader.



» The 230mm wide track design makes it more suitable for construction sites, minimizing ground damage to the greatest extent.

» Best-in-class travel speed of 6.5 km/h (4.04 mph).

OPERATOR CONTROLS




KEY FEATURES



» The operation panel is the control and information center of the entire machine, integrating operation, monitoring and safety to ensure efficient and reliable operation.

» Pilot operating handle - light and precise hydraulic control



» The attachment operating lever provides precise hydraulic control, enabling efficient and flexible operation of various attachments.

» Provides hydraulic power for various attachments.



KEY FEATURES



- » 2 groups of 5 attachment oil circuits enable simultaneous and precise operation of multifunctional attachments.
- » 112.5L/min (29.7gpm) provides strong hydraulic power to ensure efficient operation of attachments.



- » The dual-speed cycloid travel motor takes into account both operating efficiency and maneuverability.
- » 22.5MPa (3263.4psi) powerful torque output ensures stable passage on complex terrain.



- » The floating bucket function allows the bucket to automatically adjust its angle as the ground rises and falls, keeping the bucket close to the ground during operation.
- » Suitable for cleaning, leveling and easily following uneven roads, improving construction efficiency.



- » The bucket vertical lifting function enables the bucket to maintain vertical movement during the lifting process, preventing material from spilling and improving loading stability.


COMFORT & CONVENIENCE



KEY FEATURES




- » The footrest can be flipped up and is equipped with a pin for connecting and hinged parts. It can be fixed and rotated flexibly, which is convenient for disassembly, assembly and maintenance.



- » The flip-up design allows for quick access to key components like the engine and hydraulic system.
- » It is convenient to find and deal with problems in time, reduce downtime losses and ensure construction progress.




KEY FEATURES



- » The quick-change device can quickly and safely switch between various attachments
- » Regular inspection, lubrication and rust prevention maintenance can significantly extend its service life.



- » The radiator ensures that the engine and hydraulic system operate stably at a safe temperature through efficient cooling.
- » It is convenient for regular cleaning and maintenance to ensure ventilation effect.



- » The rear counterweight adjusts the machine's center of gravity to enhance stability (preventing tail lift).
- » The anti-overturning performance is stronger, and it can stably carry and lift heavier materials.



- » Maintenance time is reduced with permanently sealed and lubricated track rollers, and with the grease type track tension system.



RIPPA ATTACHMENTS



PERFORMANCE MATCHED

When replacing auxiliary equipment such as trencher, stump grinder, ripper, the process ensures you that the hydraulic requirements, weight, and width of your attachment matches your power unit's exact specifications.

Visit rippa.com




DIRECT DIGGING

- Digging depth: 800 mm
- Bucket capacity: 0.15 m³
- Number of hydraulic circuits: 1



ROCK BUCKET

- Bucket capacity: 0.35 m³
- Width: 1200 mm
- Spill plate option available



TRENCHER

- Trenching width: 210 mm
- Trenching depth: 800 mm
- Chain tensioning method: Manual bolt
- Motor option: 40 L/min



STUMP GRINDER

- Grinding depth: 100 mm
- Grinding wheel diameter: 580 mm
- Number of teeth: 32
- Required hydraulic flow: 40 L/min
- Rotation speed: 2000 rpm



ELECTRIC SWING-HEAD STUMP GRINDER

- Grinding depth: 200 mm
- Grinding wheel diameter: 580 mm
- Number of teeth: 32
- Swing function: Hydraulic adjustment
- Required hydraulic flow: 40 L/min
- Rotation speed: 2000 rpm




ROTATING LOG GRAPPLE

- Rotation angle: 360°
- Control method: Hydraulic



ROTARY DRILL

- Drilling diameter: 100–400 mm
- Drilling depth: 1000 mm
- Torque: 2500 Nm
- Rotation speed: 70 rpm
- Drill bit type: Alloy




MOWER

- Cutting width: 1100 mm
- Blade type: Straight blade
- Number of blades: 3
- Protective plate: Equipped
- Cutting height adjustment: 50 mm



ROLLER

- Roller diameter: 800 mm
- Roller width: 1200 mm



BRUSH CUTTER

- Cutting diameter: 1100 mm
- Blade material: Manganese steel
- Required hydraulic flow: 40 L/min
- Suitable vegetation: Shrubs with a diameter less than 30 mm



SNOW BLOWER

- Throwing distance: 6 m
- Adjustable snow throwing direction
- Snow collection width: 1100 mm
- Auger diameter: 60 mm
- Working width: 1000 in
- Total width: 1500 in



DOZER BLADE

- Blade width: 1200 mm
- Blade height: 550 mm
- Maximum bulldozing angle: 45°
- Material: 45 steel



ROTARY TILLER

- Working width: 70 mm
- Tilling depth: 200 mm
- Rotor speed: 250 rpm
- Number of blades: 20
- Required hydraulic flow: 40 L/min



HIGH DUMP BUCKET

- Bucket capacity: 0.35 m³
- Maximum dumping angle: 90°
- Dumping height: 3000 mm
- Material: Q235



4 IN 1 BUCKET

- Bucket capacity: 0.3 m³
- Maximum opening width: 800 mm
- Operation mode: Hydraulic
- Number of hydraulic cylinders: 2
- Material: Q235



MIXING BARREL

- Capacity: 0.3 L
- Required hydraulic flow: 40 L/min



RIPPER

- Number of teeth: 3
- Replaceable tooth tips
- Tooth material: Alloy steel
- Maximum loosening depth: 300 mm



SWEEPER

- Sweeping width: 1200 mm
- Brush material: Nylon steel wire
- Brush speed: 250 rpm
- Hydraulic motor model: 2K-160



FORK

- Fork length: 95 mm
- Fork width: 1100 mm
- Rated load: 1000 kg
- Overflow protection device
- Fork width adjustment method: Manual
- Adjustable fork distance: 0–700 mm



SIDE-SHIFT PALLET FORK

- Fork length: 95 mm
- Rated load: 1000 kg
- Side shift range: 300 mm
- Adjustment method: Hydraulic




LOG GRAPPLE

- Grab capacity: 0.5 m³
- Opening width: 700 mm

ENCLOSED SWEEPER

- Sweeping width: 1200 mm
- Brush material: Nylon steel wire
- Brush speed: 250 rpm
- Hydraulic motor model: 2K-160
- Collection box capacity: 0.3 m³



TRACTION DEVICE



LIFTING DEVICE



BACKHOE



HORIZONTAL LOG SPLITTER



LOG SPLITTER



WOOD CHIPPER



GRAPPLE BUCKET



SOIL RENOVATOR



MIXING BUCKET



VIBRATORY PLOW



STUMP BUCKET



LAND CLEARING RAKE



LAND LEVELER



BREAKER

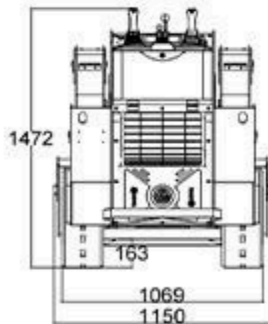
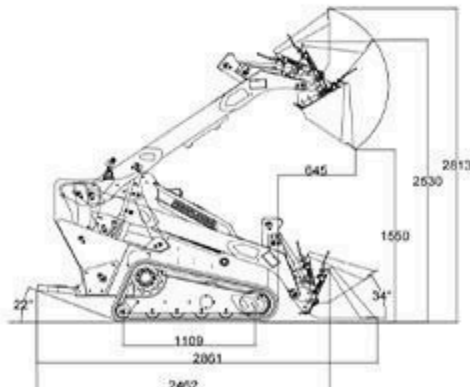


LAWN AERATOR



TRENCH FILLER

DETAILED PARAMETER CONFIGURATION

Basic performance parameter		
Machine working weight	1475kg	3252lb
Bucket capacity	0.16m³	5.7ft³
Rated load mass (safe load)	300kg	661.4lb
Maximum load mass	600kg	1322.8lb
Travel speed low/high speed	0-3/0-6.5km/h	0-1.9/0-4mph
Gradeability	28%	28%
Ground pressure	32.5kpa	4.7psi
Maximum unloading height	1550mm	61.2in
Maximum loading height	2530mm	99.7in
Maximum unloading distance	645mm	25.4in
Minimum ground clearance	163mm	6.4in
Body		
Transport length - with bucket (mm)	2710mm	106.8in
Transport length - without bucket (mm)	2220mm	87.5in
Transport width (mm)	1150mm	45.3in
Transport height (mm)	1522mm	60in
Bucket width (mm)	1150mm	45.3in
Engine		
Engine brand	Kubota	Kubota
Engine model	D1105	D1105
Maximum horsepower	24.8hp	25ps
Maximum power	18.2kw	18.2kw
Maximum speed	3000rpm	3000rpm
Displacement	1.123L	0.297gal
Number of cylinders	3	3
Cooling method	Water cooling	Water cooling
Engine oil change amount	4L	1.057gal
Fuel form	Diesel	Diesel
Fuel grade	0/-10	0/-10
Theoretical fuel consumption	1.3-1.5L/h	0.211-0.317gal
Hydraulic system		
Main pump type/model	Plunger Pump HP3VO45LA7DS_01SR-_VS1C12N00	
Main pump brand	Hytek	
Multi-way valve brand	Hytek	
Multi-way valve	Load sensing multi-way valve	
Travel motor brand	Paiyi	
<div></div>		
Unit: mm		

www.rippaofficial.it

Some specifications are based on engineering measurements and may differ from actual conditions. Specifications are for comparison purposes only and are subject to change without notice. Specifications of individual RIPPA devices may vary due to normal variations in design, manufacturing, operating conditions and other factors. Some images of RIPPA devices are not limited to standard packages.

